

4/2 Battery Configuration


3/3 Battery Configuration

 **Penguin***r/c*

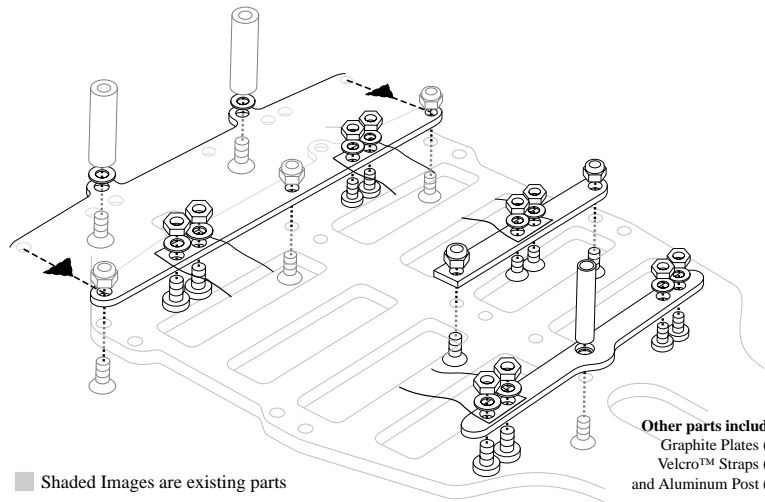
©1999

ProStrap System

*for Yokomo YR-4 M2Pro
and J-Type*



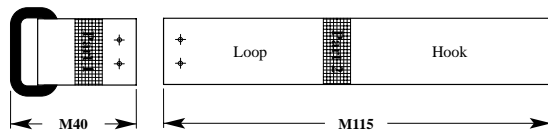
Part Number: P1702



Velcro™ Strap Cutting

4/2 configuration:

1. Cut Part 1 off of each strap
2. Cut Part 2 from hook end of one strap (M115)
3. Cut Part 3 from hook end of the other strap (M160)
4. Cut or punch holes (✚) M5 from end, M7 apart, as shown



3/3 configuration:

1. Cut Part 1 off of each strap
2. Cut Part 3 from hook end of each strap (M160)
3. Cut or punch holes (✚) M5 from end, M7 apart, as shown

